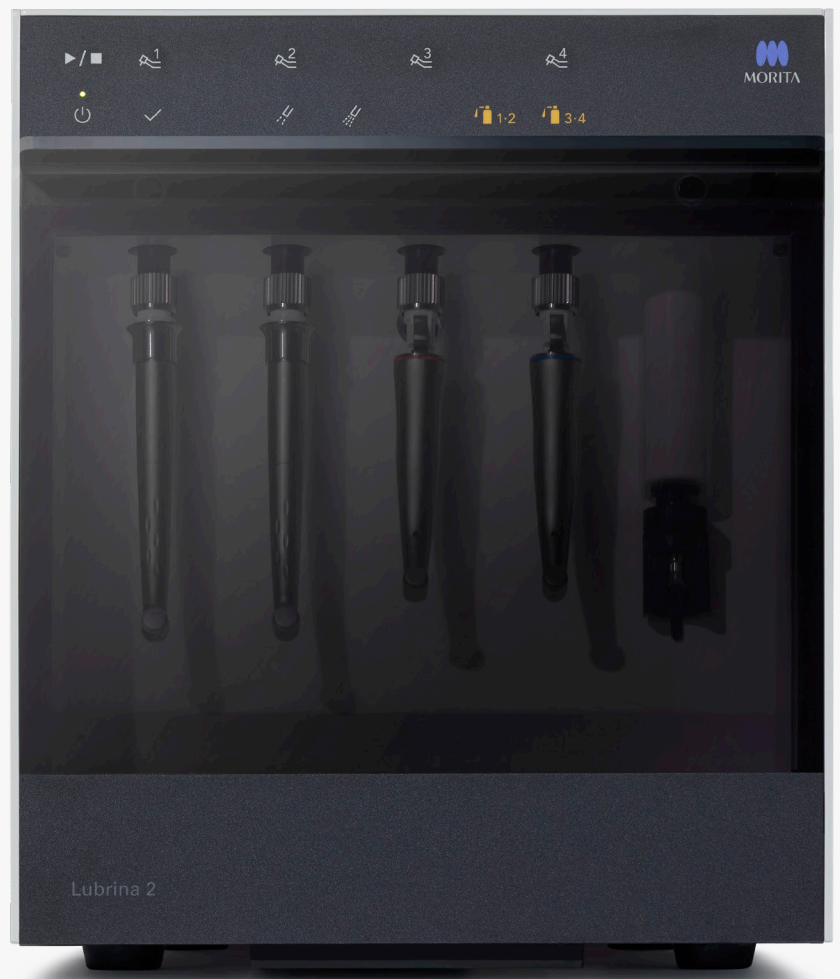


Lubrina 2



Seamless Auto-Maintenance

Fast, clean, and compatible with multiple brands of spray lubricant

Lubrina 2 automatically performs maintenance and lubrication of handpieces which are essential for daily practice. Because the lubrication amount and service time suitable for each handpiece are programmed into Lubrina 2, it can automatically perform maintenance of up to four handpieces in a short time. The clean air-blow system facilitates lubrication and purging of the inside of the handpiece thoroughly, providing consistent, quality maintenance that doesn't rely on the experience of staff during manual lubrication. Lubrina 2 accepts multiple brands of spray lubricant.



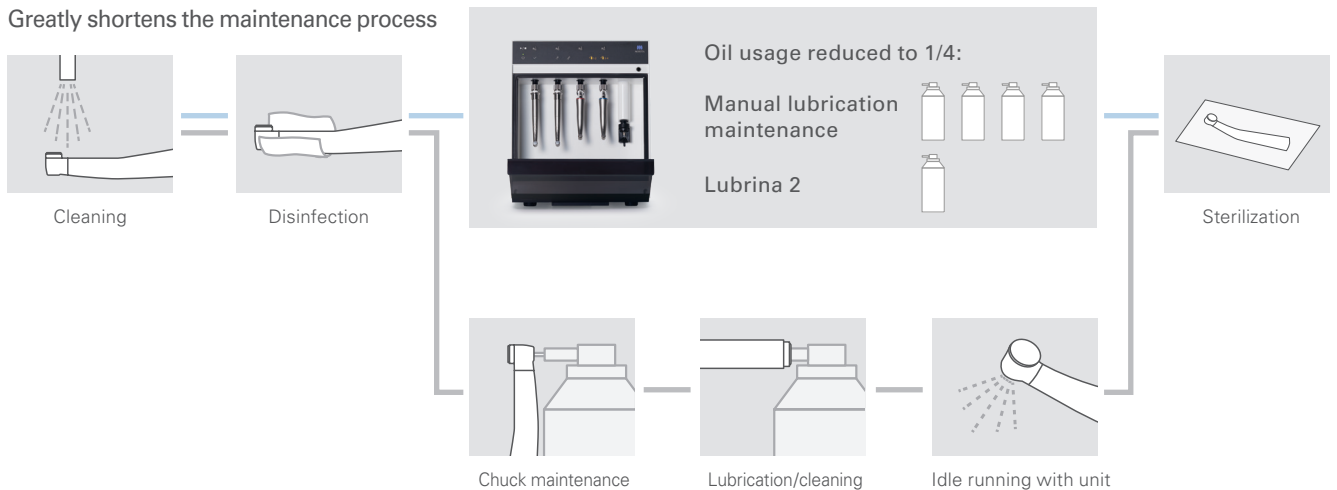
Approximately 20 seconds per turbine

Oil usage amount is reduced to 1/4

Faster maintenance with excellent cost savings

Since the air-blow system can remove residual water completely using clean air, the efficiency of lubrication is enhanced with oil usage of only 1/4 of that compared to manual lubrication. Daily maintenance cost is therefore reduced. In addition, the system effectively removes surplus oil, providing thorough maintenance in mere seconds.*1

Greatly shortens the maintenance process



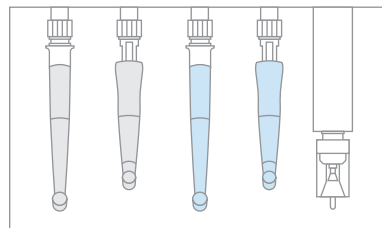
Maintenance of one turbine in approximately 20 seconds

Lubrina 2

Approx. 20 seconds*2

Conventional product

Approx. 120 seconds*1



Example: One turbine and contra angle by MORITA and one turbine and contra angle by another manufacturer.

*Lubrina 2 is compatible with the following connections.



6-Pin Connection



4-Hole Connection



5-Hole Connection



Handpiece and spray compatibility

By replacing the coupling, Lubrina 2 facilitates the maintenance of Tri Auto ZX2 and Root ZX II contra-angles, air driven handpieces (ISO 9168/Type 3 joint) as well as all contra-angles and straight handpieces (ISO 3964/E-Type joint). Lubrina 2 is compatible with 4-hole, 5-hole, and 6-pin connections. With its dual lubrication system, one or two different brands of spray may be used in the same cycle. Several brands of spray are compatible by using an optional spray can stand adapter.

*1 Comparison with the long mode of our previous Lubrina

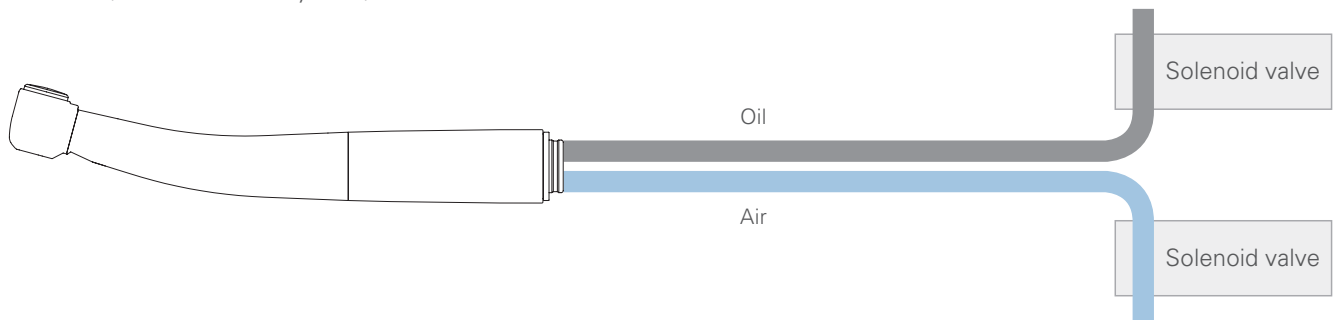
*2 Approximately 40 seconds for contra-angle attachments

Clean Air-Blow System

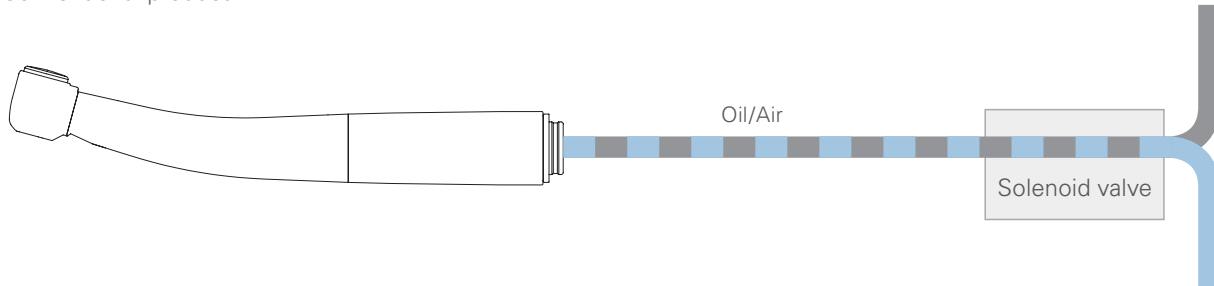
Unique double-conduit design

The Clean Air-Blow system allows the unit to operate with a separation of air and oil, unlike conventional units. By employing dual solenoid valves and a clean air dedicated conduit, the system can supply clean air without a mix of oil. During the water removal process before lubrication, the system removes the water in the head maximizing lubrication results. During idling after lubrication, the surplus oil is effectively removed by clean air.

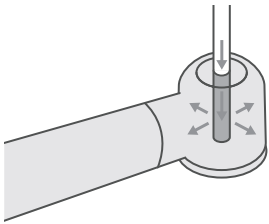
Lubrina 2 (Clean Air-Blow System)



Conventional product*

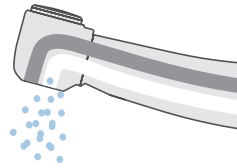


* Original Lubrina Handpiece Maintenance System



Easy chuck maintenance

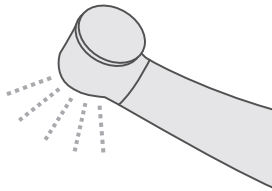
For the turbine and 5x speed contra-angle handpiece, it is essential to lubricate and clean the chuck which holds the bur. The built-in one-touch chuck maintenance mechanism allows for easy maintenance.



Autoclave

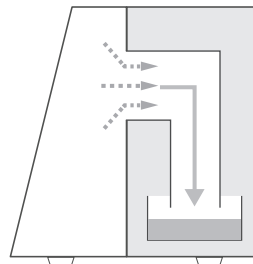
Water removal during autoclaving

If autoclave is performed while a large amount of water is left in the conduit of the handpiece, steam will not infiltrate and could cause a sterilization defect. To prevent this, clean air (without a mix of oil) is fed into the water feed chip air conduit to remove the residual water, thereby reducing the possibility of a problem during autoclaving.



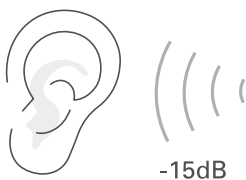
Surplus oil removal reduces idling time before practice

During handpiece rotation, clean air removes the surplus oil which causes blow-out, and thus reduces the idling time necessary before use.




Reduces scattering of oil mist

The built-in oil mist suction mechanism draws in the oil mist generated during maintenance, thereby preventing the mist from scattering to nearby surfaces and devices. In addition, since the oil mist is collected into the oil gathering tray, maintenance of the equipment is easy.



Reduced operating sound

Lubrina 2 offers a noise reduction of 15dB during operation compared to the original model.

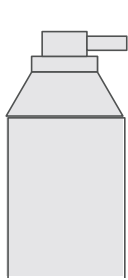


Easy maintenance

The control panel is flat and the front door can be removed for easy access and cleaning.

Features

Compatible with multiple brands



Oil spray can delivery system
 Low viscosity oil mist penetrates into the inside of the handpiece head and delivers effective lubrication.







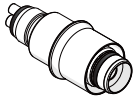


MORITA Multi Spray
 (sold separately)

This dedicated oil offers excellent lubrication properties and enhances the performance of TwinPower Turbine and TorqTech.

Spray Lubricant Compatibility

In addition to MORITA's Multi Spray, Lubrina 2 is also compatible with other brands of lubricant including: KaVo® Spray*, NSK® PANA SPRAY Plus*, YOSHIDA Spray, W&H® SERVICE Oil F1*, Sirona® T1 Spray* and Bien-Air® LUBRIFLUID Spray*.

Coupling Options

Coupling	Target device	Coupling	Target device
KaVo® Coupling Code No.: 24-7376723 	KaVo® MULTIflex, KaVo® MULTIflex LUX*	4H Coupling Code No.: 24-7376715 	TwinPower Turbine 4H
WH® Coupling Code No.: 24-7376758 	W&H® Roto Quick*	Sirona® Coupling Code No.: 24-7376731 	Sirona® R/F*
RZXII/TR-ZX2 Coupling Code No.: 24-7376782 	Root ZX II and Tri Auto ZX2	LS Coupling Code No.: 24-7376774 	Handpieces, TorqTech and devices with a connection type that comply with ISO3964 (JIS T5904)
Tri Auto ZX Coupling Code No.: 24-7373325 	Tri Auto ZX		

Specifications

Brand name:	Lubrina 2
Model:	HIM-2
Power voltage:	AC 100V-240V 50-60Hz
Power consumption:	10-25 VA
Maximum input air pressure:	0.7 MPa max.
Air pressure used:	0.3-0.5 MPa (recommended 0.4 MPa)
Consumed air flow rate:	60-100 NL / min (0.3-0.5 MPa)
Weight:	Approx. 17.5 lbs. (8 kg)
Dimensions (W x D x H):	Approx. 12" x 12" x 14" (300 mm x 300 mm x 365 mm)
Manufactured by:	J. MORITA MFG. CORP.

Features:

- Clean Air-blow System (Dual solenoid valves)
- Mode 1 (for turbines)
- Mode 2 (for contra-angle attachments)
- Flushing mode
- Air-blow mode
- Compatible with handpieces manufactured by various companies
- Spray can system
- Dual spray system
- Residual water removal mechanism
- Oil mist suction mechanism
- Chuck maintenance mechanism

Ordering Information:

Lubrina 2 Maintenance System: 24-K325ENG

System includes: Oil Absorbent Pad (1), Oil Absorbent Sheet (1), MORITA Spray Can Stands (2), Power Cord (1), Air Tube (1), Door Oil Absorbent Sheet (1), Front Door Sheet Stopper (1)

Accessories:	Part Number:
Oil Absorbent Pad (5)	24-7373465
Oil Absorbent Sheet (5)	24-7376847
Power Cord	24-7376962
Air Tube	24-7893787
Door Oil Absorbent Sheet (5)	24-7376839
Front Door Sheet Stopper	24-7376979
Couplers:	Part Number:
LS Coupling (TorqTech series)	24-7376774
MORITA TwinPower 4H Coupling	24-7376715
KaVo® Coupling (MULTIflex / MULTIflex LUX)	24-7376723
W&H® Roto Quick Coupling	24-7376758
Sirona® R/F Coupling	24-7376731
RZXII / TRZX2 Coupling (Root ZX II & Tri Auto ZX2)	24-7376782
Tri Auto ZX Coupling	24-7373325
Lubricant Sprays:	Part Number:
Multi Spray (420ml)	24-5010201
Spray Can Stands:	Part Number:
Standard (MORITA Multi Spray 420 ml)	24-7376952
KaVo® Spray* (500 ml), NSK® Pana Spray Plus* (480 ml), YOSHIDA Spray* (Note: For use with Pana Spray, flip stand.)	24-7373392
Bien-Air® LUBRIFLUID Spray* (500 ml)	24-7373694
W&H® Service Oil F1 Spray* (400 ml)	24-7373651
Sirona® T1 Spray* (250 ml)	24-7373422

* The company names and product names are trademarks or registered trademarks of each company.



Development and Manufacturing

J. MORITA MFG. CORP.

680 Higashihama Minami-cho, Fushimi-ku,
Kyoto 612-8533, Japan
T +81. (0)75. 611 2141, F +81. (0)75. 622 4595

Morita Global Website

www.morita.com

Distribution

J. MORITA CORP.

3-33-18 Tarumi-cho, Suita-shi, Osaka 564-8650, Japan
T +81. (0)6. 6380 1521, F +81. (0)6. 6380 0585

J. MORITA USA, INC.

9 Mason, Irvine CA 92618, USA
T +1. 949. 581 9600, F +1. 949. 581 8811

J. MORITA EUROPE GMBH

Justus-von-Liebig-Strasse 27b, 63128 Dietzenbach, Germany
T +49. (0)6074. 836 0, F +49. (0)6074. 836 299

MORITA DENTAL ASIA PTE. LTD.

150 Kampong Ampat
#06-01A KA Centre, Singapore 368324
T +65. 6779. 4795, F +65. 6777. 2279

J. MORITA CORP. AUSTRALIA & NEW ZEALAND

Suite 2.05, 247 Coward Street, Mascot NSW 2020, Australia
T +61. (0)2. 9667 3555, F +61. (0)2. 9667 3577

J. MORITA CORP. MIDDLE EAST

4 Tag Al Roasaa, Apartment 902, Saba Pacha 21311 Alexandria, Egypt
T +20. (0)3. 58 222 94, F +20. (0)3. 58 222 96

J. MORITA CORP. INDIA

Filix Office No.908, L.B.S. Marg, Opp. Asian Paints, Bhandup (West), Mumbai 400078, India
T +91-22-2595-3482

J. MORITA MFG. CORP. INDONESIA

28F, DBS Bank Tower, Jl. Prof. Dr. Satrio Kav. 3-5, Jakarta 12940, Indonesia
T +62-21-2988-8332, F + 62-21-2988-8201

SIAMDENT CO., LTD.

71/10 Mu 5, Thakham, Bangpakong, Chachuengsao 24130, Thailand
T +66. 38. 573042, F +66. 38. 573043
www.siamdent.com

Diagnostic and Imaging Equipment

Treatment Units

Handpieces and Instruments

Endodontic System

Laser Equipment

Laboratory Devices

Educational and Training Systems

Auxiliaries